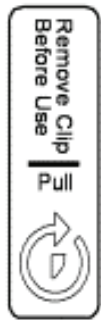
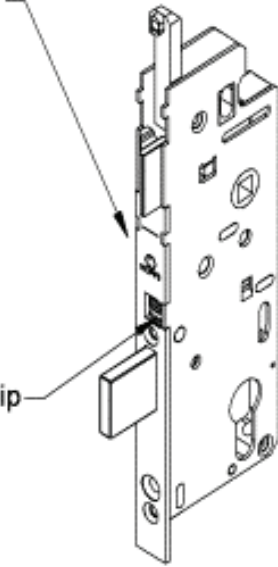


Reversing Mishandling Device

Removable Sticker



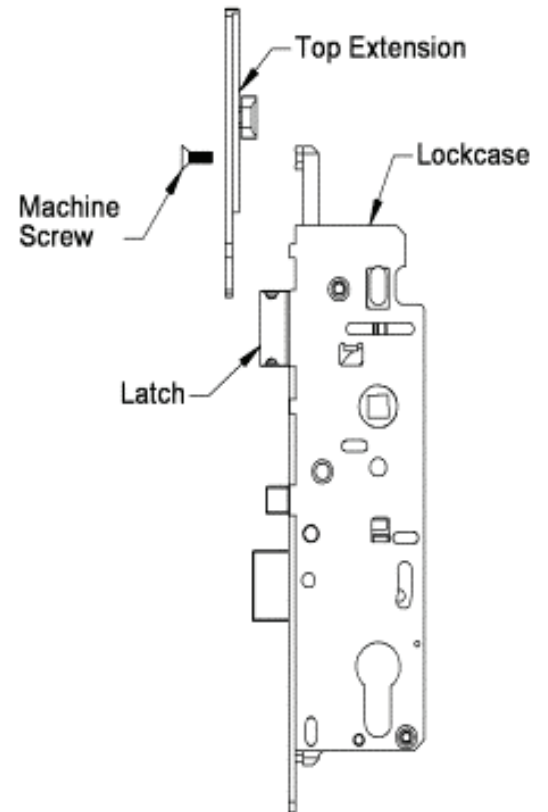
Shipping Clip



Reversing Mishandling Device:

1. Remove sticker
2. Remove shipping clip
3. Make sure mishandling device is sloped in the same direction as latch.
4. If not, pull out and spin 180° to match the direction of the latch.

Active Panel Top Extension Attachment



Reversing Latch (New Version)

1. Push small screwdriver or punch into reversing hole and push latch up until latch clears lockcase.
2. Rotate latch 180° and release back into lockcase.

